



Citizenship in the Community Merit Badge Workbook

Date Started _____

Date Completed _____

Scout Information

Scout Name _____ Troop # _____

Scoutmaster's Name _____ SM Phone _____

Instructor Information

Instructor Name _____

Counselor Information

Merit Badge Counselor's Name _____

Phone Number _____

Mobile _____

Email _____

Appointment to Meet with Counselor Date _____ Time _____

Purpose of Meeting _____

Appointment to Meet with Counselor Date _____ Time _____

Purpose of Meeting _____

Appointment to Meet with Counselor Date _____ Time _____

Purpose of Meeting _____

Appointment to Meet with Counselor Date _____ Time _____

Purpose of Meeting _____



Dear Scout,

Welcome to Constitution Week Scout Night.

We have prepared this Merit Badge Workbook to help you understand and fulfill the requirements for the Citizenship in the Community Merit Badge. Remember that this workbook is just a tool to help you earn the merit badge. There will be things that you will write in this workbook that will satisfy a requirement of the merit badge. However, it's very important to understand that merely attending and participating in this class does not fulfill the requirements where you must discuss, tell, show, or demonstrate your knowledge about citizenship to your personal merit badge counselor, the only person that can sign your blue card.

Your Merit Badge Instructor tonight is very well qualified to teach the subject material and to answer any questions that you have with regard to the information covered in class. But it is very important that you understand that your Instructor is NOT your Merit Badge Counselor for this merit badge. You will need to seek out a merit badge counselor with the help of your Scoutmaster. You probably already know the person that will be your approved counselor.

In order to earn the Citizenship in the Community Merit Badge, you must actually and personally complete each requirement to the satisfaction of your Merit Badge Counselor.

Your job tonight is to pay attention to the discussion of the material, to carefully fill in the blanks, make notes, participate in the discussion, and to learn the concepts presented so that you can take your completed study guide home with you better prepared to discuss, explain, and demonstrate your knowledge of what it means to be a good citizen in your community with your Merit Badge Counselor.

This merit badge is one of the required merit badges to earn your Eagle Rank Award. This is because it is very important to understand the concepts that you will learn by earning this merit badge.

As you will see, being a citizen in your community is more than simply living in a city or town. A community works best when everyone pulls together to make their community a better place to live.

If you apply yourself over the next couple months, not only will you be able to pass off all the requirements for the merit badge, but you'll also learn a great deal about your community and how you can make contributions to make it a better place for everyone.

OK, if you are ready, let's begin this journey to understanding Citizenship in the Community.

Workbook prepared by:

Dwayne Farnsworth
Constitution Week USA



Requirements

Done

- 1. Discuss with your counselor what citizenship in the community means and what it takes to be a good citizen in your community. Discuss the rights, duties, and obligations of citizenship, and explain how you can demonstrate good citizenship in your community, Scouting unit, place of worship, or school.
- 2. Do the following:
 - a. On a map of your community, locate and point out the following:
 - 1. Chief government buildings such as your city hall, county courthouse, and public works/services facility
 - 2. Fire station, police station, and hospital nearest your home
 - 3. Historical or other interesting points
 - b. Chart the organization of your local or state government. Show the top offices and tell whether they are elected or appointed.
- 3. Do the following:
 - a. Attend a meeting of your city, town, or county council or school board; OR attend a municipal, county, or state court session.
 - b. Choose one of the issues discussed at the meeting where a difference of opinions was expressed, and explain to your counselor why you agree with one opinion more than you do another one.
- 4. Choose an issue that is important to the citizens of your community; then do the following:
 - a. Find out which branch of local government is responsible for this issue.
 - b. With your counselor's and a parent's approval, interview one person from the branch of government you identified in requirement 4a. Ask what is being done about this issue and how young people can help.
 - c. Share what you have learned with your counselor.
- 5. With the approval of your counselor and a parent, watch a movie that shows how the actions of one individual or group of individuals can have a positive effect on a community. Discuss with your counselor what you learned from the movie about what it means to be a valuable and concerned member of the community.
- 6. List some of the services (such as the library, recreation center, public transportation, and public safety) your community provides that are funded by taxpayers. Tell your counselor why these services are important to your community.
- 7. Do the following:
 - a. Choose a charitable organization outside of Scouting that interests you and brings people in your community together to work for the good of your community.
 - b. Using a variety of resources (including newspapers, fliers and other literature, the Internet, volunteers, and employees of the organization), find out more about this organization.
 - c. With your counselor's and your parent's approval, contact the organization and find out what young people can do to help. While working on this merit badge, volunteer at least eight hours of your time for the organization. After your volunteer experience is over, discuss what you have learned with your counselor.
- 8. Develop a public presentation (such as a video, slide show, speech, digital presentation, or photo exhibit) about important and unique aspects of your community. Include information about the history, cultures, and ethnic groups of your community; its best features and popular places where people gather; and the challenges it faces. Stage your presentation in front of your merit badge counselor or a group, such as your patrol or a class at school.




Requirement 1

DISCUSS with your Merit Badge Counselor what “Citizenship in the Community” means AND what it takes to be a good citizen in your community.

What is a Citizen?

A citizen is someone who is recognized by the government as having the right to inhabit, reside, and belong legally to a nation, state, or community.

You are a citizen of the United States if you were born in this country, or if you were born in some other country to parents who are citizens of United States, or if you were born in another country to non-US citizens and have been *Naturalized*, or granted citizenship by the US government.



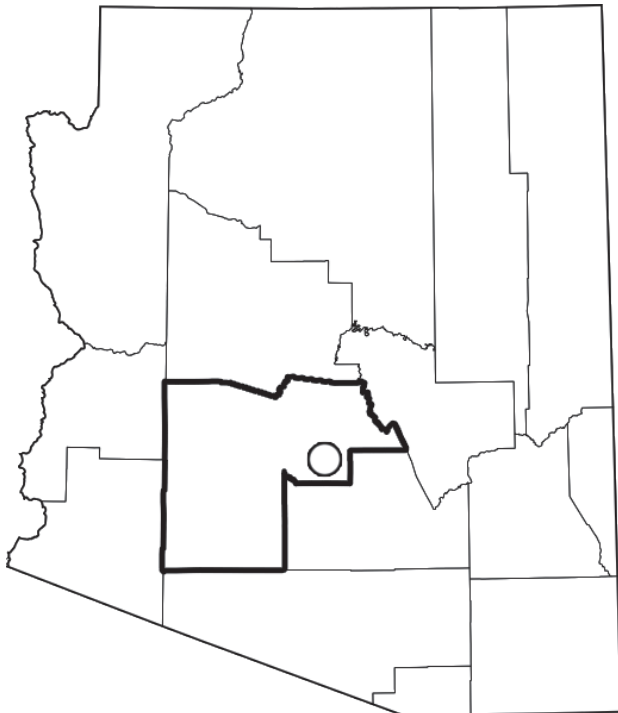
Are You a Citizen of the United States If...

You were born in the United States?	Yes	No
Your parents were US citizens when you were born?	Yes	No
Your parents were not US Citizens and you were born outside of the United States?	Yes	No

A community is a group of _____ living in a particular area who share common _____, _____, _____, or purposes.

If you are a citizen of the United States, you are also a citizen of your state and local community.

Word Key: People Characteristics Interests Activities



Examples of Communities:

- | | |
|---------------------------|--------------|
| State of Arizona | Neighborhood |
| Maricopa County | School |
| Phoenix Metropolitan Area | Scout Troop |
| East Valley | Church |
| City or Town | Family |
| School District | |

You can belong to communities within communities.

Your family is a community within your church or your neighborhood.

Your school and your church are communities within your city or town.

Your city is a community within the county or state.



What does citizenship in the community mean?

You live in a city, town or rural area where you participate in activities that are going on, attend school, and associate with other citizens of the same area.

In order to be a good citizen in your community you should:

Participate in your community!

Become _____ in the community.

Interact with others in the community to _____.

Be on the lookout for ways you can _____.

Respect of the _____, their _____, and their opinions.

Word Key:

- Active and Involved
- Achieve Common Goals
- Improve the Community
- Rights of Others
- Property

Requirement 1 (continued)

DISCUSS the rights, duties, and obligations of citizenship, and EXPLAIN to your Merit Badge Counselor how you can demonstrate good citizenship in your community, Scouting unit, place of worship, or school. Use Specific Examples of how YOU can be a good citizen

Your Rights of Citizenship include:

All the rights you receive under the US Constitution Bill of Rights.

For Example:

1. The right to speak your mind freely without fear of losing freedom or property.
 2. The right to assemble freely with whom ever you want.
 3. The right to freely exercise your religion without fear of government interference.
 4. The right of a free and uncensored press (newspapers, TV news, radio, books, internet)
 5. The right to own guns and ammunition, and to use them safely and appropriately.
 6. The right to be safe in our homes from unlawful government searches and seizures.
 7. The right to know why you are being held or detained by police. To a fair and speedy trial.
- A. You are also entitled to the full protection of all Federal, State, and Local laws.
- B. You have the right to Vote for those who will represent you in making and enforcing the law.
- C. You have the right to choose how to live your life, where to work, where to go to school, who to hang out with, what to drive, what to eat, and where to live.
- D. You are entitled to be treated equally under the law,
This means that the government must treat everyone the same, and by the same rules.
- E. You are entitled to Due Process of Law
This means that you are entitled to know if someone wants to legally take your property or liberty.



Your Duties and Obligations of Citizenship include:

- You have a responsibility to _____.
- You have the responsibility to _____ on local matters and issues.
- You have the responsibility seek out good political candidates for office and to _____
- You have the responsibility to _____ to help pay for general community services.
- You have the responsibility to _____ elected officials and other governmental officers.

Word Key: Know and Obey the Law Stay Informed Vote Pay Taxes Respect

You should do your best to help your community to be a better place. If you don't agree with something that is happening in your community you have the right to try to change public policy. Public policy includes the goals the government sets as well as the actions required to achieve those goals. If you don't raise concerns about public policy or decisions, then you have no right to complain.

What are the rights, duties, and obligations of citizenship?

You have the right to attend school, to be able to vote in elections when you are 18, and to be safe in your home and surroundings. You have the duty to follow the Scout Oath and the Scout Law and do your part to keep the community safe. You have an obligation to keep to the laws and to assist where you are needed.

How YOU can demonstrate good citizenship in your community, Scouting unit, place of worship or school!

Be an active and law abiding citizen in the community, scout troop, school, and church. Always strive to make the community better than before, by giving service, and by paying your fair share to cover necessary expenses.

Notes:



Requirement 2a

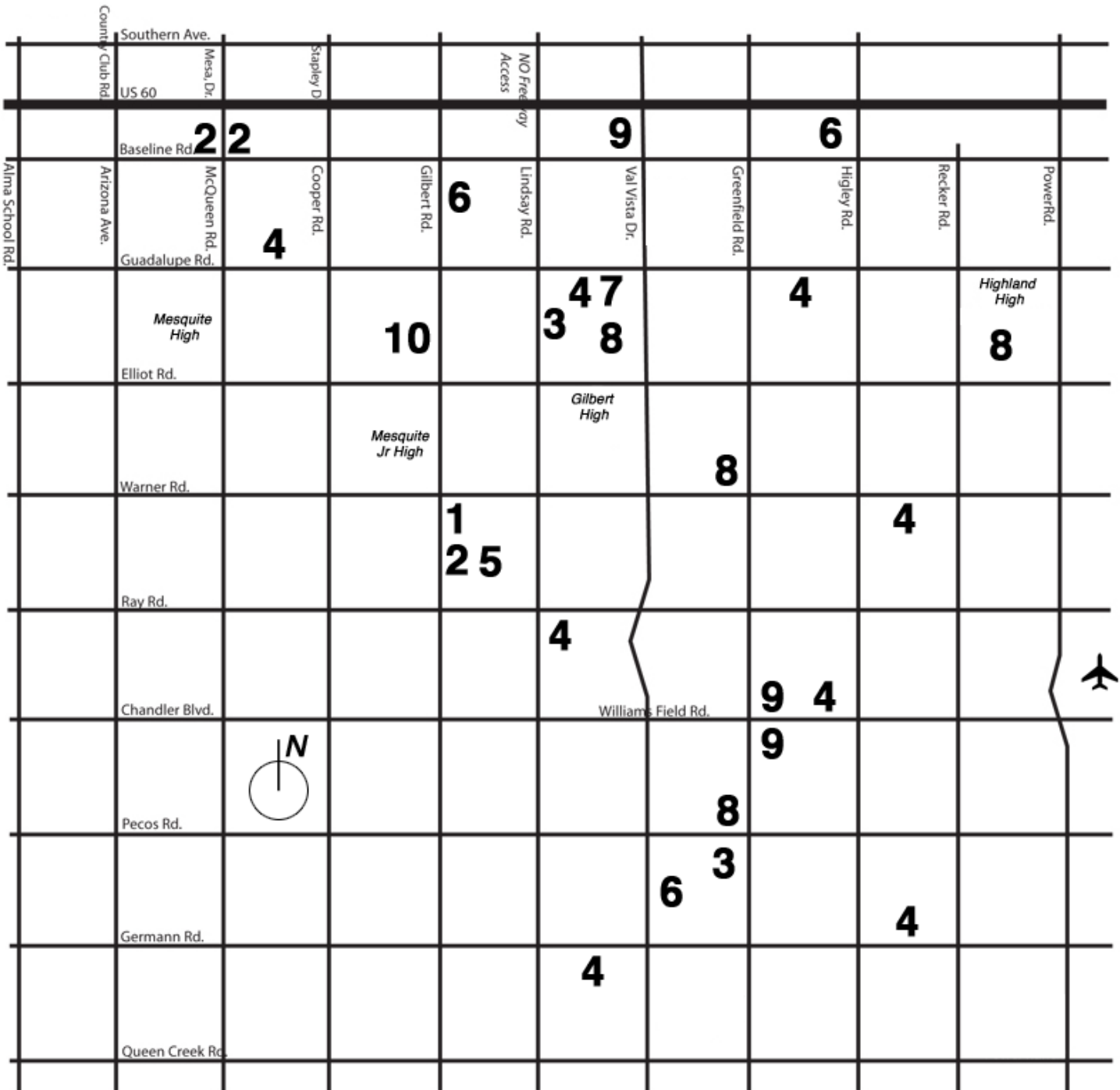
On a map of your community locate and point out the following:

Chief Government Buildings

1. Town / City Hall
2. Courthouse
3. Public Works Facility
4. Fire Station
5. Police Station

Other Points of Interest

6. Hospital
7. Recreation Center
8. Public Park
9. Shopping Mall
10. Historical Landmarks




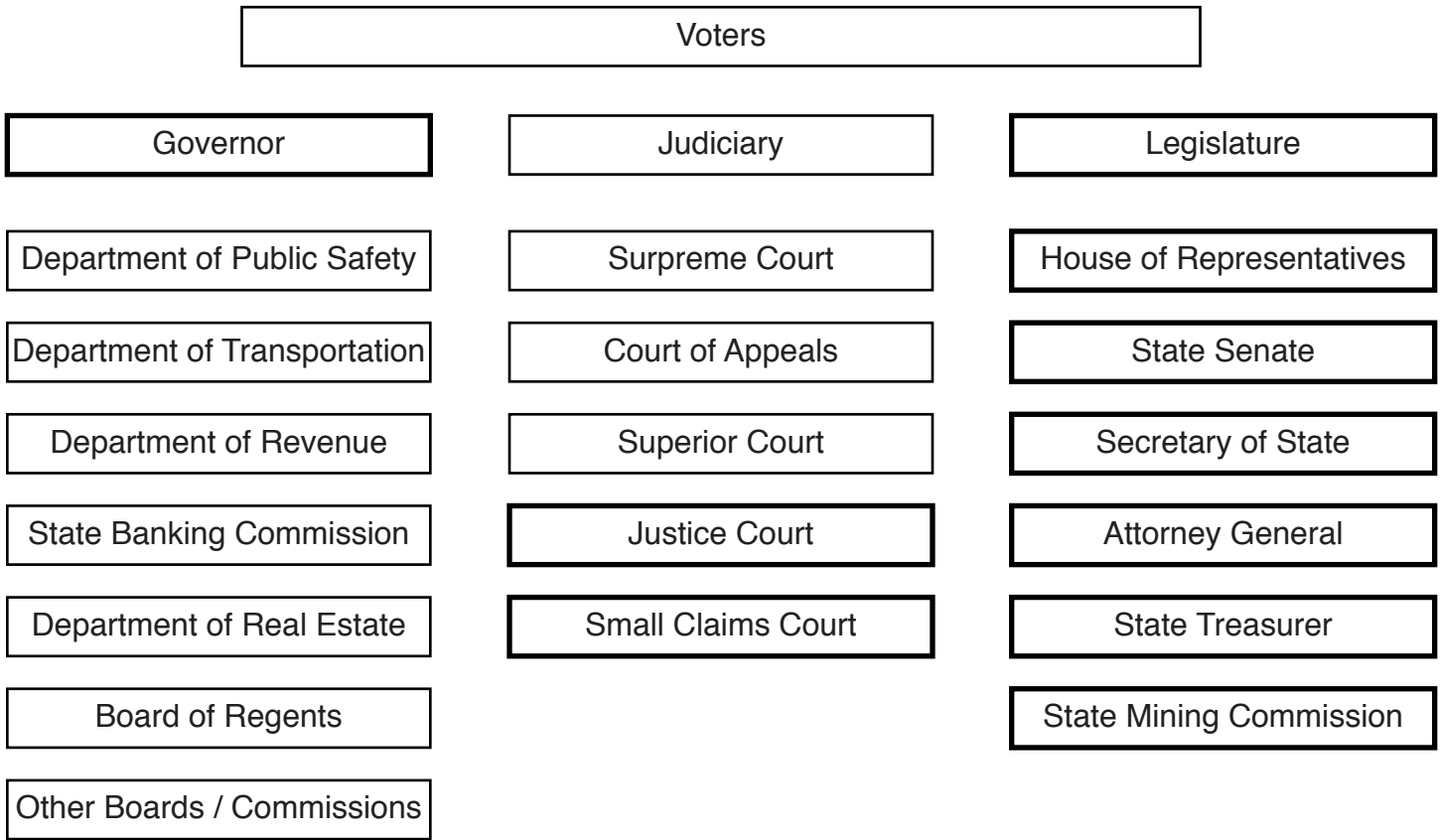


Requirement 2b

Chart the organization of your local or state government. Show the top offices and tell which are elected or appointed

The government of the State of Arizona is patterned after the three legislative branches of the federal government: the executive, the legislative, and the judicial branches. Many of the state officials are elected, such as the governor, the Secretary of State, and the Attorney General. Other officials are appointed by the executive branch.

Arizona State Chart of Organization



Write Down Which of the Above State Positions are Elected by the Voters

- | | |
|----------|-----------|
| 1. _____ | 6. _____ |
| 2. _____ | 7. _____ |
| 3. _____ | 8. _____ |
| 4. _____ | 9. _____ |
| 5. _____ | 10. _____ |

Who is the current Governor of the State of Arizona? _____

Who is presently serving as the Arizona Secretary of State? _____

Who is the current Attorney General for the State of Arizona? _____


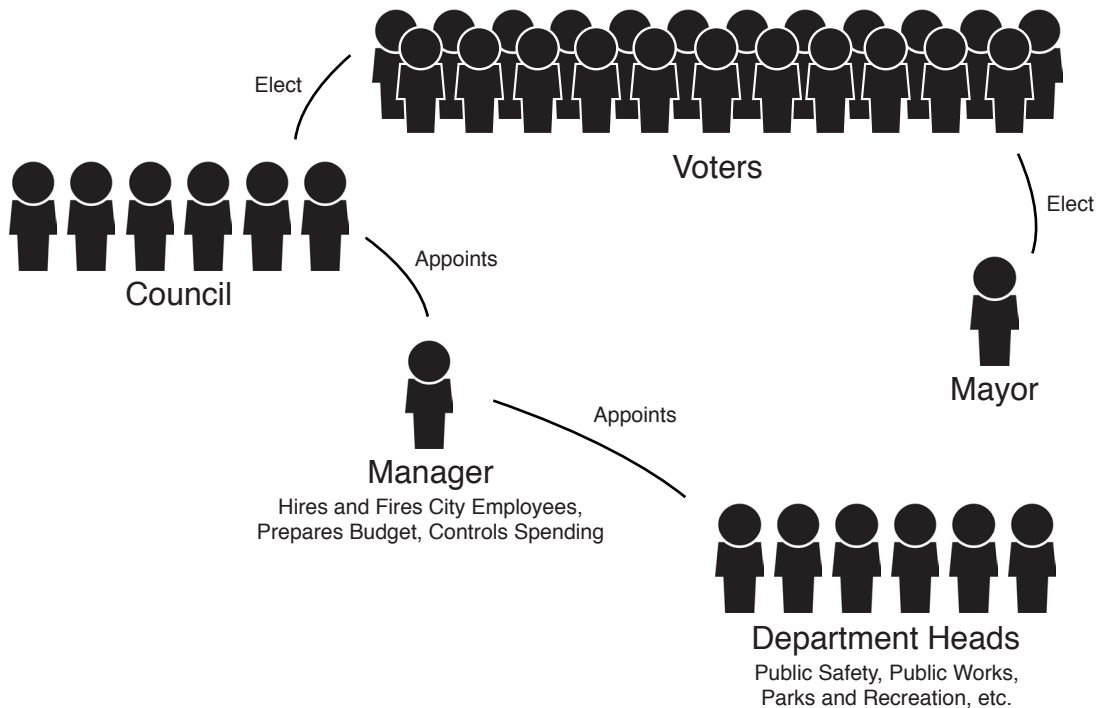
Word Key: Jan Brewer Ken Bennett Tom Horne



The State of Arizona has complete authority over all the local governments within its borders. This includes the counties, municipalities like cities and towns, school districts, and other special districts such as flood control, neighborhood blocks, and water districts.

School districts are the most common kind of special district. The voters elect a school board whose responsibility it is to make policies, set tax rates, hire administrators and teachers, and make other decisions about expenditures related to public education.

City / Town Chart of Organization



Write Down Which of the Above Local Positions are Elected by the Voters

1. _____ 2. _____

Write Down Which of the Above Local Positions are Appointed

1. _____ 2. _____

List Four Functions of the Local School Board (What do they do?)

1. _____ 3. _____
2. _____ 4. _____



Requirement 3a

ATTEND a city or town council or school board meeting, Or a municipal; county, or state court session

I Choose to Attend a Meeting of:

- City / Town Council School Board Municipal Court County or State Court

The Meeting is Held at the Following Location _____
 Address _____

When you attend the meeting, watch how your elected representatives participate and vote during the meeting. Pay special attention to the arguments that they are making. If you get the opportunity, after the meeting, introduce yourself to any available Council members or school board representatives.

Here are a few questions to ask yourself when you attend the council or board meeting.

- How can you know how the council or board members voted on a particular motion?
- Do certain representatives seem more knowledgeable about the issues than others?
- You may notice that some people at the meeting don't even vote. Why is that? What are their roles?
- Look around and notice how many citizens are in attendance at the meeting.
- Does the number in attendance surprise you? Why or why not?
- Did you get a copy of the meeting agenda? Would you like to request to comment or speak?

The court system in Arizona is divided between civil courts and criminal courts.

Civil courts handle disputes between individuals or entities regarding money, fines, penalties, or some other specific performance that is desired. These civil courts are engaged when the parties cannot come to a resolution of their disputes on their own.

Municipal or city courts handle less serious crimes, while the County Superior court, state appellate courts, and Arizona Supreme Court's handle more serious criminal cases.

If someone has been convicted of a crime, or has lost a civil dispute, they have the right to appeal their case for review before an appellate court or Court of Appeals.

Branch of Government	Name of Court	TRUE OR FALSE!	Circle
State of Arizona	Supreme Court	Civil courts handle criminal matters	T F
	Court of Appeals	Superior courts are the highest AZ courts	T F
Maricopa County	Superior Court	If you lose a court case, you cannot appeal	T F
	Justice Court	Civil courts are used to resolve disputes	T F
	Small Claims Court	Municipal courts handle serious crimes	T F
City / Town	Municipal Court	Justice courts are part of the city / town	T F



Requirement 3b

CHOOSE one of the issues discussed at the meeting where a difference of opinions was expressed, and EXPLAIN to your Merit Badge Counselor why you agree with one opinion more than you do another one.

I Went to a Meeting of:

- City / Town Council School Board Municipal Court County or State Court

The Meeting was Held on (list date) _____ at (list time) _____

What issue was discussed at the meeting where a difference of opinion was expressed?

Briefly explain the two sides of the arguement.

Which position did you agree with and why?

Requirement 4

CHOOSE an issue that is important to the citizens of your community; then do the following:

Issue _____

You can learn a lot about your community by simply paying attention to what’s going on around you. You may overhear other citizens discussing matters and issues of local concern. You can listen to the radio or read newspapers to find an issue of concern within your community. Give more thought to things that were discussed at the city council or school board meeting you attended. Then you’re ready to pick an issue that interests you.

Requirement 4a

FIND OUT which branch of local government is responsible for this issue.

Branch Responsible _____

It’s pretty easy to determine which branch of government is responsible for resolving the issue by calling the city / town council clerk’s office, or the school board administrative secretary. If you discovered the issue through an article in the newspaper or online, simply look for names and contact the author responsible for the article.



Requirement 4b

With your counselor's and parent's APPROVAL, INTERVIEW one person from the branch of government you identified in requirement 4a. ASK what is being done about this issue and how young people can help.

Once you know which branch, board, or committee is responsible, find out who might be willing to discuss the issue with you and how to reach that person. Then request an interview (it could be telephonic or in person).

Before you contact an official to interview, be sure to have your counselor and parent's permission

Person to Interview _____ Date of Interview _____

Interview Approvals

Counselor's Signature _____ Date Approved _____

Parent's Signature _____ Date Approved _____

Tips for Interviewing

- Do not show up to an interview unannounced. Call first to set up an appointment.
- Be sure and allow yourself enough time before the interview to thoroughly prepare.
- Do your research. Understand the issue and the different points of view held by opposing sides.
- Prepare a list of questions in advance. These would include what is being done about the issue.
- Allow the person being interviewed time to think and reply to your questions before moving on.
- At the completion of the interview, thank the interviewee for his or her time and consideration.

What is being done about the issue? _____

How can young people help? _____

Requirement 4c

SHARE what you have learned with your counselor.

Done



Requirement 5

With the APPROVAL of your counselor and a parent, watch a movie that shows how the actions of one individual or group of individuals can have a positive effect on a community.

Wise movie selection is important. Some movies that have been approved by merit badge counselors in the past include those on the list below.

IMPORTANT - PLEASE NOTE

While all of these movies have been used in other Citizenship in the Community classes before, scouts, parents, and counselors vary and may find some of these choices not to their approval. Please review the movie rating and summary carefully prior to selecting one of these movies.

12 Angry Men	Hoosiers	Rock and a Hard Place (Educational Version)
A Bug's Life	Hoot	Remember the Titans
Avatar	It's a Wonderful Life	The Right Stuff
Boycott	Lean on Me	Spartacus
Coach Carter	The Majestic	Stand and Deliver
Erin Brockovich	The Mighty Ducks	Star Wars IV - A New Hope
Follow Me Boys	Miracle	Take the Lead
Footloose	Mr. Holland's Opus	To Kill a Mockingbird
Forrest Gump	October Sky	
Gandhi	Pay it Forward	
Going My Way	Radio	

Scouts will find that most Counselors will accept one of these listed movies for completion of this requirement. Remember that there are 100's of other movies that will also qualify for this requirement. Be sure to get prior approval from the merit badge counselor before selecting a movie to view.

Scouts should make thorough notes after reviewing the movie in order to aid them in their later discussion with their Merit Badge Counselor.

Movie Selected _____

Movie Approvals

Counselor's Signature _____ Date Approved _____

Parent's Signature _____ Date Approved _____



Requirement 5 (continued)

DISCUSS with your Merit Badge Counselor what you learned from the movie about what it means to be a valuable and concerned member of the community.

Notes about the movie _____

What does it mean to be a valuable and concerned member of the community?

Among other things, it means that you have your community’s best interests at heart and that you bring these interests or problems to other valuable and concerned members of your community in a group or city council meeting.

Requirement 6

LIST some of the services (such as the library, recreation center, public transportation, and public safety) your community provides that are funded by taxpayers.

Responsibilities of Local Government

The state entrusts local government to protect and provide certain services for its citizens and residents. Cities and municipalities all differ in the scope and nature in the type of services they provide, however, most cities and towns provide roughly the same services to meet a community’s basic needs. Some of these needs are funded through enterprise operations which are paid for by fees and charges to residents as customers. Enterprise operations include the providing of clean and safe drinking water. It also includes the removal of solid waste (trash) by garbage trucks and liquid waste through the sewer.

Other services are funded by citizen taxpayers through property taxes, sales taxes, and state shared revenue from income taxes. Some of these taxpayer funded services include

- Public Safety through fire and police departments and a municipal court system.
- Public Health through managing sanitation services, animal control, and sometimes health clinics.
- Public Education through libraries, K-12 school districts, and county managed community colleges.
- Public Quality of Life through safe and well lit streets, public transportation, and parks and rec.

For a quick review of the types and categories of public services offered by your community, you can search for your city / town on the internet with your parent’s permission.



Requirement 6 (continued)

List of services provided by City / Town

Matching Exercise

Using the list of options provided below, write the name of the department that corresponds with the department's definition

- | | |
|------------------------|--------------------------|
| City Attorney's Office | Public Works |
| Public Library | Police |
| Development Services | Public Health / Hospital |
| Public Transportation | Parks and Recreation |
| Fire and Rescue | Administrative Offices |

Department

(Write Department in Space Below)

Definition

- | | |
|----------|---|
| 1. _____ | This department provides patrol, detective services, juvenile services, traffic enforcement, records and crime analysis, and animal control services. |
| 2. _____ | This department responds to fires, does arson investigations, inspects businesses for fire safety, responds to medical emergencies with emergency medical technicians, provides ambulance service, and conducts educational programs in the schools. |
| 3. _____ | This department maintains the streets, removes solid waste (trash) water delivery, waste water (sewer) and street lights. |
| 4. _____ | This department designs, maintains, and supervises our parks, the riparian preserve, neighborhood services, community classes, as well as operating our sports and recreation programs, and town Special Events. |
| 5. _____ | This department prosecutes drunk drivers, speeders and other violators of city ordinances up through class B misdemeanors, defends the city from civil litigation, and brings lawsuits on behalf of the city for zoning code enforcement and other civil matters. |
| 6. _____ | This department provides for controlled land use; and the zoning, signing, and building inspection for new construction, business licenses and community relations. |

TELL your counselor why these services are important to your community.

Done



Requirement 7a

CHOOSE a charitable organization outside of Scouting that interests you and brings people in your community together to work for the good of your community.

Many people volunteer because they care about social problems like illiteracy and poverty, or environmental issues, or finding cures for specific diseases. Others take pleasure in helping elderly people, animals, or children. There are endless opportunities to volunteer so pick one that suits you. Once you decide what interests you, it's time to find out what charitable organizations in your community address the issue.

With your parents permission, you can visit websites listing charitable non-profit organizations in your community. As examples we provide the following suggestions.

Save the Family Foundation

Temporary help for displaced families
125 E University Dr, Mesa, AZ 85201
(480) 898-0228

Friends for Life Animal Sanctuary

Rescue animals and provide for adoption
143 W Vaughn Ave, Gilbert, AZ 85233
(480) 497-8296

Open Arms Care Center

Provides food and clothing to those in need
522 N Gilbert Rd, Gilbert, AZ 85234
(480) 539-0175

United Food Bank

Provides food for hungry families
358 E Javelina Ave
Mesa, AZ 85210

Requirement 7b

USING a variety of resources (including newspapers, fliers and other literature, the Internet, volunteers, and employees of the organization), FIND OUT MORE about this organization.

What sources did you use? _____

What did you find out about your organization? _____

What organization did you choose? _____



Requirement 7c

With your counselor's and your parents APPROVAL, CONTACT the organization and find out what young people can do to help.

Charitable Organization to Contact _____

Charitable Organization Approvals

Counselor's Signature _____ Date Approved _____

Parent's Signature _____ Date Approved _____

Requirement 7c (continued)

While working on this merit badge, VOLUNTEER at least 8 hours of your time for the organization.

Even though you're donating your time and effort for free, you may still have to interview for the position. Most organizations want the best people working for their cause. Prepare for the application and interview as you would for any job search. Ask your parents if you have questions about this.

Volunteer Time Sheet

Date	In Time	Out Time	Total Time	Supervisor Sign-off
_____	_____	_____	_____	_____
_____	_____	_____	_____	_____
_____	_____	_____	_____	_____
_____	_____	_____	_____	_____
_____	_____	_____	_____	_____
_____	_____	_____	_____	_____
_____	_____	_____	_____	_____
Grand Total Time			_____ hours	

Requirement 7c (continued)

After your volunteer experience is over, DISCUSS with your Merit Badge Counselor what you have learned.

Done



Requirement 8

DEVELOP a public presentation (such as a video, slide show, speech, digital presentation, or photo exhibit) about important and unique aspects of your community. INCLUDE information about the history, cultures, and ethnic groups of your community; its best features and popular places where people gather; and the challenges it faces. STAGE YOUR PRESENTATION in front of your merit badge counselor or a group, such as your patrol or a class at school.

I choose to do my presentation about the city / town of _____

History _____

Cultures _____

Best Features _____

Popular Places Where People Gather _____

Challenges it Faces _____

Stage Your Presentation

If you have questions about how to stage or present your presentation, you can consult the communications or public speaking merit badge pamphlets. When you present your presentation be sure to invite people who have helped you with the requirements of this merit badge.